










Vital Signs Checklist

5 THINGS TO INSPECT IN 10 MINUTES

Just as a clinician checks vitals before treatment, every proton program should regularly monitor these administrative vitals to ensure patients receive timely treatment.

Score each item **Green (Good)**, **Yellow (Inconsistent)**, or **Red (Needs Fixing)**:

<p>Prior Authorization Completeness</p> <p>  </p>	<p>Do your authorization packets consistently include:</p> <ul style="list-style-type: none">• A comparative plan• Payer-specific clinical justification language• Verified treatment codes• A documented turnaround-time standard <p>Missing any of these directly increases denials and delays access.</p>
<p>Denial Pattern Awareness</p> <p>  </p>	<p>Do you know your:</p> <ul style="list-style-type: none">• Top 3 denial reasons• Top 3 payers denying proton cases• Average turnaround time for appeals <p>Denial visibility is crucial to uncover preventable access delays.</p>
<p>Operational Readiness</p> <p>  </p>	<p>Do you run daily huddles that include:</p> <ul style="list-style-type: none">• Today's at-risk authorizations• Documentation still needed• Coding flags• Denial risk cases <p>Don't let operational friction cause delays in proton starts.</p>

So, what does this audit reveal?

If you marked even **ONE RED**, you've identified a patient-access bottleneck that is likely slowing down care and creating avoidable denials. These gaps also increase financial anxiety for patients and overburden your staff.

Let our Patient Access Specialists help you cover the gaps and get your patients the care they deserve - scan here to contact Apollo Healthcare!

